



# Rodent Treatment

## CLIENT PREPARATION FORM

For our company to provide the most effective and safe service possible, we ask you to review and complete all the necessary steps listed below.



## How to Prepare for the Service

Do not remove rodent droppings from any areas before inspection, this will allow the technician to determine activity, population, etc.

### KITCHEN & BATHROOM



Empty only the ground-level cupboards and drawers of all dishes, pots, pans, cans, food, etc. and make sure pet food is secured in sealed heavy-duty plastic containers.

### BASEMENT & CRAWLSPACE



Remove any obstacles near or around the access door, electrical panels, furnace units, and air exchange units.

### BATHROOM



Clear out all items from your cabinets and sink vanity drawers.

### ATTIC



Remove any obstacles near or around or leading to the attic access door.

### GARAGE



Remove any obstacles on the ground level near or around the inside walls. The garage should be free of any vehicles before the pest inspection.

### LAUNDRY ROOM








Remove any obstacles near or around laundry machines.

---

## After the Treatment

---

The control program will remain effective only if the following steps are taken after your residence is serviced:

-  DO NOT move any of the stations or traps.
-  DO NOT use any other rodent control products (this can work against the control measures put in place).
-  Follow the technician's recommendations for any repairs needed to close entry points.
-  Remove all competing food sources (this means keeping all pet foods in tightly sealed containers, cleaning up spills as they occur, removing the trash regularly, etc.).
-  If you are not on a recurring pest prevention program, our technician will return after the rodent activity has been resolved to remove all baits and traps.

---

## Allergen Notification

---

Some of the products we may utilize during our treatment may contain allergens such as wheat, soy, peanuts, and shellfish. Please alert your technician, property management, landlord and/or superintendent where concerns over allergens exist before the treatment.

---

## Reminder

---



**You or your pets don't need to leave your home before, during, or after the treatment. However, children and pets must not be in the same room/area during the treatment.**

Please be patient. Depending on the infestation level and species of rodent, the treatment can take a period of time.

---

## What You Can Expect from the Treatment

---

-  Your technician will use a number of methods to control the pest depending on each unique situation. Please do not move or tamper with any traps, monitors or products applied by your technician.
-  These have all been strategically positioned to maximize their effectiveness. All treatments are made with your safety in mind to ensure your health.